



GIST-C Gyro Inclinerometer Survey Tool

Our new generation of GIST-C is a solid state type **high precision gyroscope** tool that works as a **North Finder** for multishot surveys and an inertial platform for **Continuous** surveys simultaneously. It can be run in real time on wireline, battery mode on slickline or drop in drill strings.

The tool works in Continuous mode when it is under motion and in North Finder mode when stationary, it automatically switches between modes without the need for operator intervention.

When processing, the software detects each mode and automatically generates continuous logs where corresponds and multishot records at each station performed.

For being a **true North Finder tool**, there is no need for external azimuth references, the stations take only 45 seconds saving time during surveys.

Due to the continuous mode of operation, it is possible to measure seamlessly from **vertical** to **horizontal**.



Sensor Specifications


| | |
|----------------------|--|
| Azimuth Accuracy | +/- 0.3° x Sec(Latitude) * |
| ToolFace Accuracy | +/- 0.3° * |
| Inclination Accuracy | +/- 0.05° |
| Repetivity | +/- 0.25° (Azi), +/- 0.05° (Inc) |
| Resolution | Azimuth 0.05° ToolFace 0.05° Inclination 0.01° |
| Survey Modes | Continuous, Single or Multi-shot (north seeking) |
| Gyro Mode Range | Continuous: 0 to 180°, Multi-shot: 0° to 70° ** |
| Inclination Range | 0 to 180° |
| Temperature | -15° to 115° (150C with heatshield) |
| Pressure | 15000 psi |

*Estimated at 1 SIGMA- REV 1.3 (2021)

**Latitude Dependent

Tool Specifications

| | |
|--------------|---|
| Tool O.D. | 45mm |
| Hole Size | from tubing to 9-5/8" casing with centralizers >9-5/8" casing with ex-centralizer bow and pads |
| Length | 2500 mm (does not include inline-centralizers) |
| Battery Type | Hi-Temp Lithium or Rechargeable Lithium Pack |
| Battery Life | 25 hs |
| Weight | 16 kg (with running gear) |

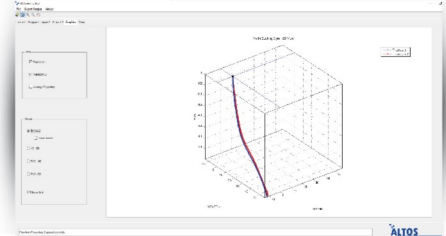
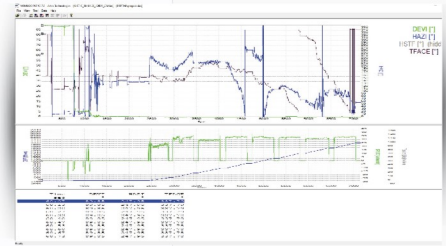


Main Applications

- Continuous Gyro Surveys
- Multi Shot Gyro Surveys
- Drop Capable Gyro Surveys
- Memory & Real-time Operation
- Fast Data Acquisition for Micro Dogleg
- Single-Shot for BHA Orientation

Software

- Depth data correlation & Tie-in
- Down and Up run plotted simultaneously for comparison
- ISCWSA Error Model available (.IPM file)
- PDF, Excell and LAS survey data output
- 2D and 3D graphs generation (on PDF format)



After Sales Technical Service

- Portable test and calibrating stand
 - Generates calibration checks and multi test positions for operating and QC purposes.
 - Report generation of test results.
- Laboratory for repair and maintenance with fast turn in.
- Over 17 years developing gyroscopic tools
- Effective online support



Data Quality Control

- Rolltest Report
- In-Run quality checks report for Continuous and Multi-shot modes
- Down and Up runs comparison report

Bowspring Centralizer



Lithium Rechargeable Battery



Depth Logger



Calibrating Device

